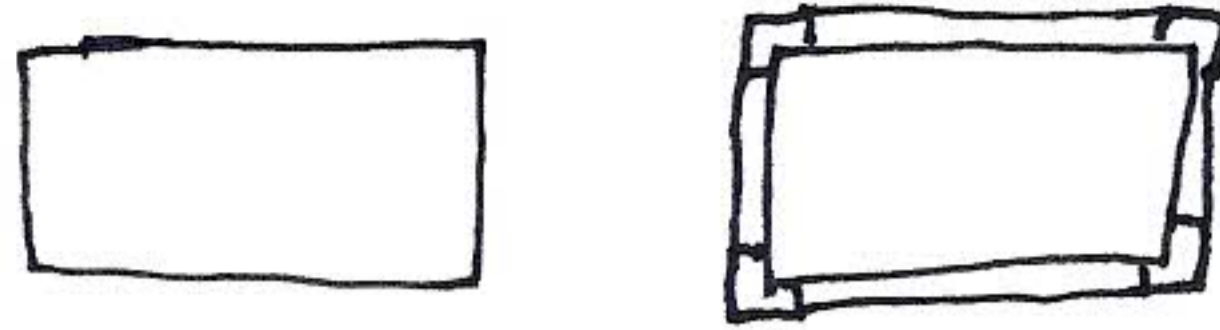
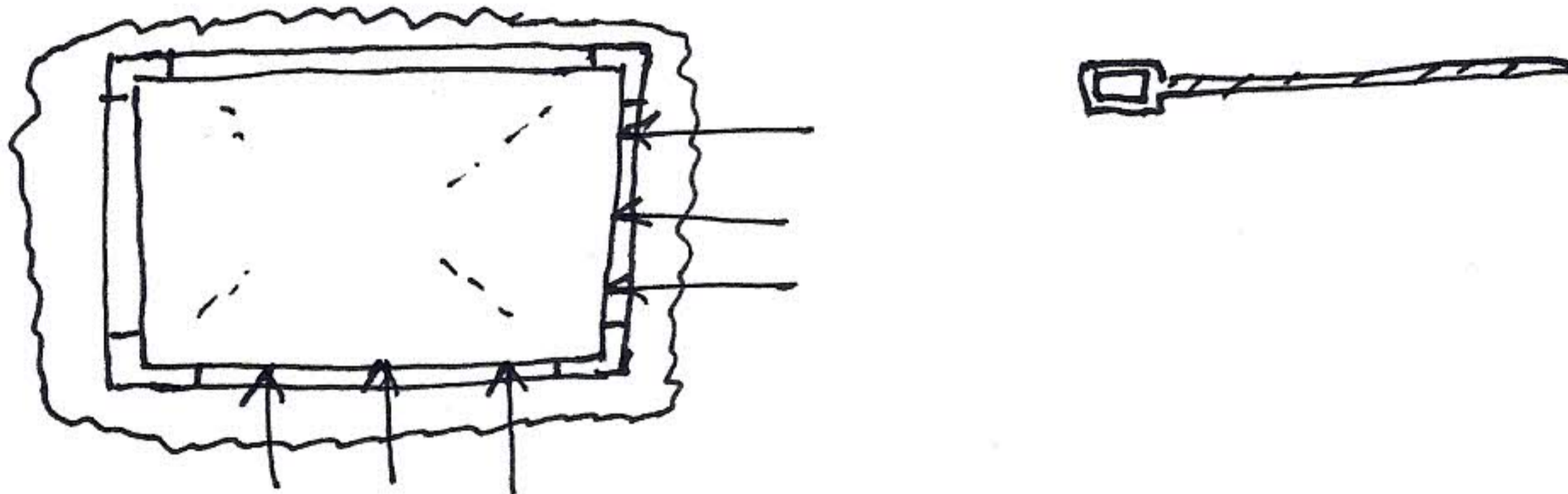


Going GREEN – with your skimmer box


1. Create pvc pipe around the outside of your skimmer box



2. Take ample nylon netting and place over your pvc frame. (Push your loose netting over and into any cavity that you may have). Secure netting with electrical ties.



3. Lightly foam the netting, as it contours over your pump, etc. and let it cure.



4. Drill one inch holes on bottom for drainage and fill all cavities with compost (mound your compost, as settling will occur). Plant a ground cover that will blend with your pond surrounding. As your ground cover matures, your skimmer top will not be noticeable.

